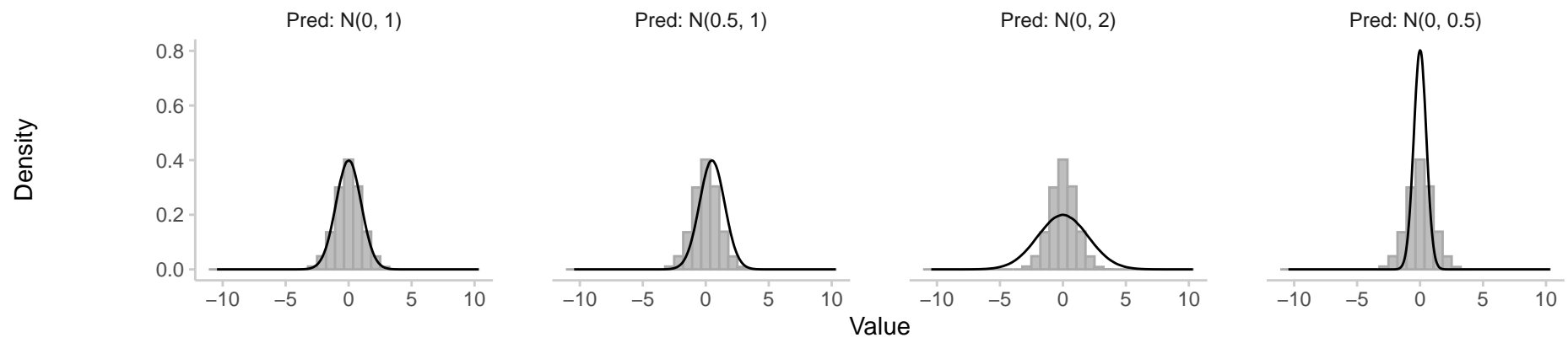
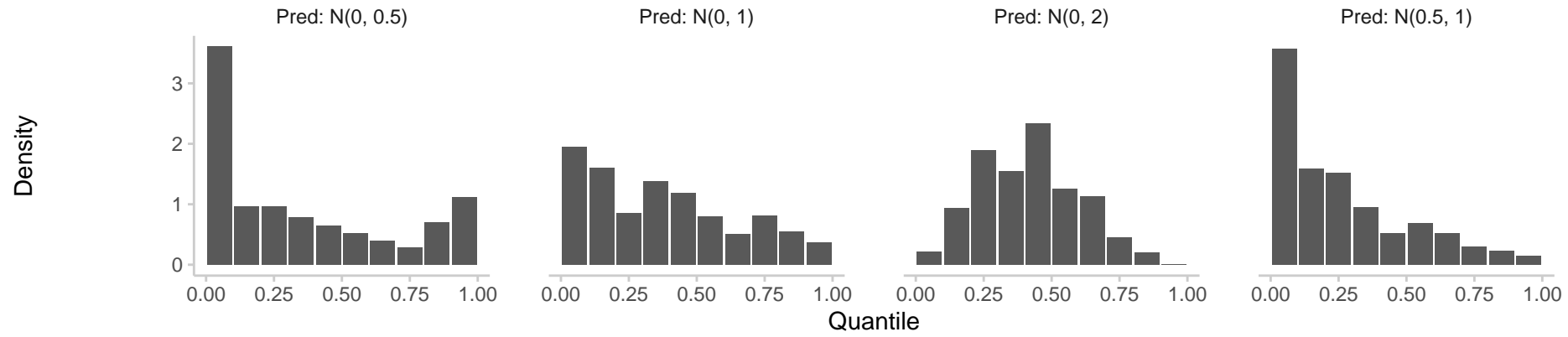


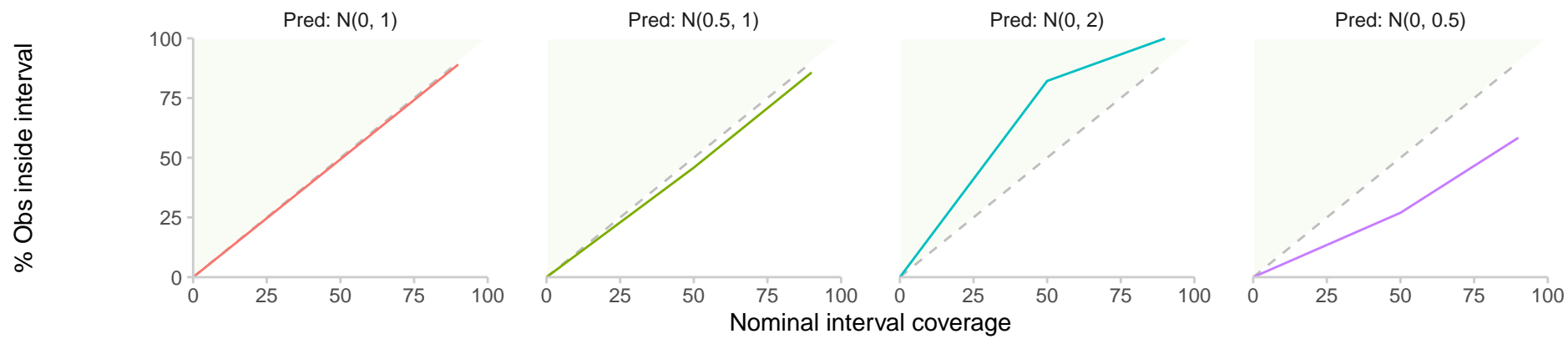
A



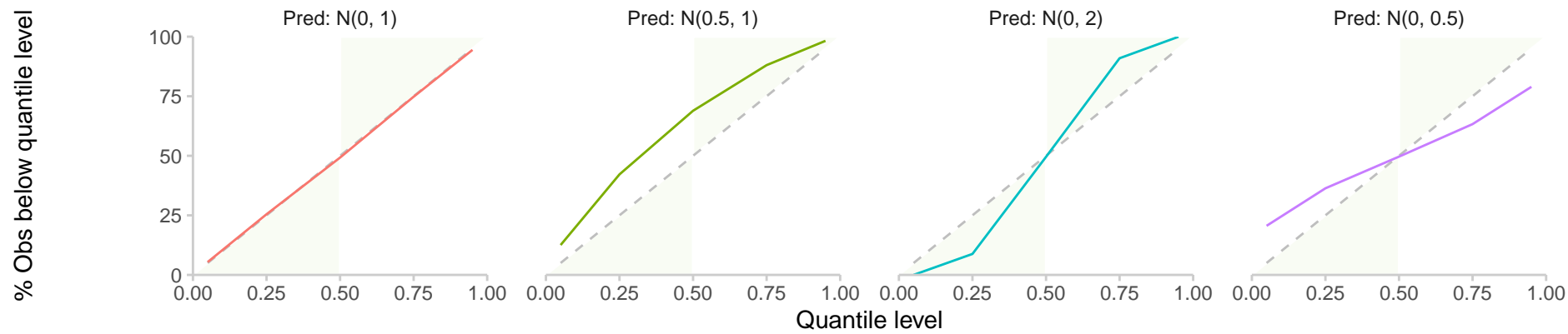
B



C



D



E

|                 |                 |               |               |                 |
|-----------------|-----------------|---------------|---------------|-----------------|
| se_mean         | 1               | 1             | 1             | 1.3             |
| ae_median       | 0.8             | 0.8           | 0.8           | 0.9             |
| mad             | 0.5             | 1             | 2             | 1               |
| log_score       | 3               | 1.4           | 1.8           | 1.5             |
| dispersion      | 0.12            | 0.23          | 0.47          | 0.23            |
| underprediction | 0.25            | 0.17          | 0.096         | 0.074           |
| overprediction  | 0.25            | 0.17          | 0.096         | 0.33            |
| crps            | 0.61            | 0.57          | 0.66          | 0.64            |
| dss             | 2.7             | 1             | 1.6           | 1.3             |
| bias            | -0.0053         | -0.0043       | -0.002        | 0.27            |
|                 | Pred: N(0, 0.5) | Pred: N(0, 1) | Pred: N(0, 2) | Pred: N(0.5, 1) |